

A stylized, colorful illustration of an autumn landscape. The scene features a winding path or stream in shades of blue and cyan, surrounded by trees and foliage in vibrant autumn colors like red, orange, and yellow. The style is graphic and modern, with bold colors and soft gradients.

# IPQH

Itasca Partnership for  
Quality Health Care

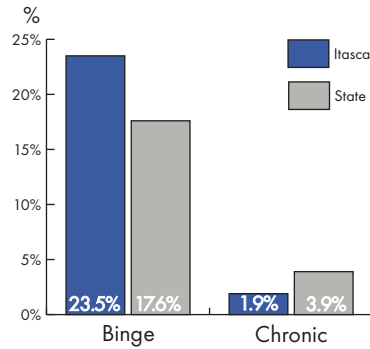
2002

## COMMUNITY HEALTH REPORT CARD FOR ITASCA COUNTY

Alcohol Use • Tobacco Use • Leading Causes of Death  
Chronic Conditions & Risk Factors • Teen Births • Immunization Rates  
Prenatal Care • Preventive Screenings • Poverty  
Affordability and Accessibility of Health Care

## ALCOHOL USE

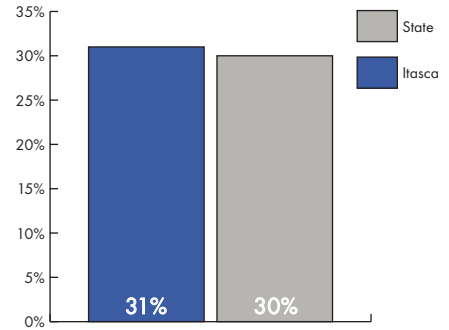
### Adults



**Binge:** Five or more drinks at a time at least once in the last month

**Chronic:** 60 or more drinks in the last month

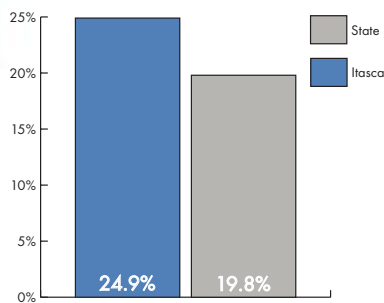
### Youth



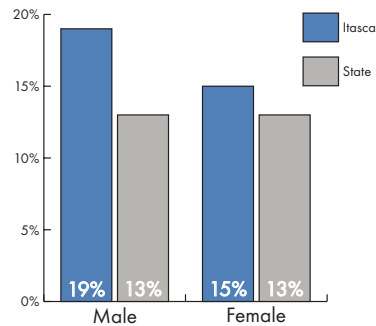
Percent of 9<sup>th</sup> graders who reported any alcohol use in the past month

In Itasca County, detoxification admissions rank in the top third for Minnesota counties. Nationwide, alcohol is a factor in half the deaths caused by motor vehicles and in a third of the homicides, drownings and boating deaths. Overuse of alcohol is a major factor in heart disease. Alcohol use during pregnancy is the leading preventable cause of birth defects. Underage drinkers are more likely to die in traffic accidents, commit violent crimes or suicide, or drown.

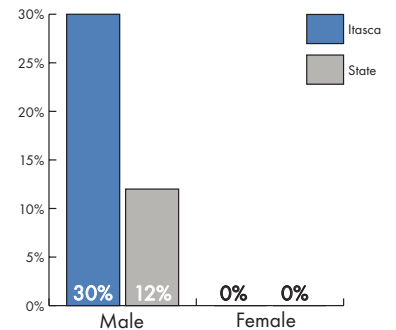
## TOBACCO USE



Adults who currently smoke



9<sup>th</sup> graders who smoked cigarettes daily or weekly in the last 12 months

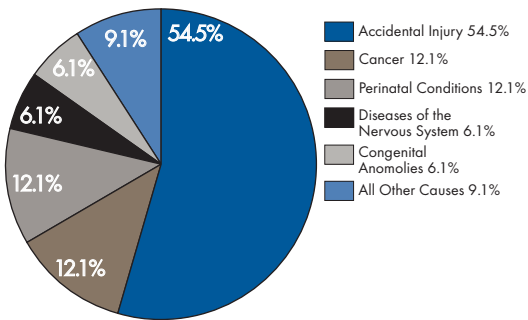


12<sup>th</sup> graders who used spit tobacco daily or weekly in the last 12 months

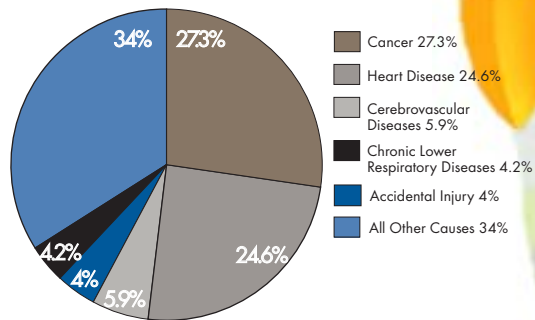
Itasca County residents use tobacco at a higher rate than other Minnesotans. Tobacco use is the single most preventable cause of disease and death.



## LEADING CAUSES OF DEATH



Ages 0-44 in Itasca County

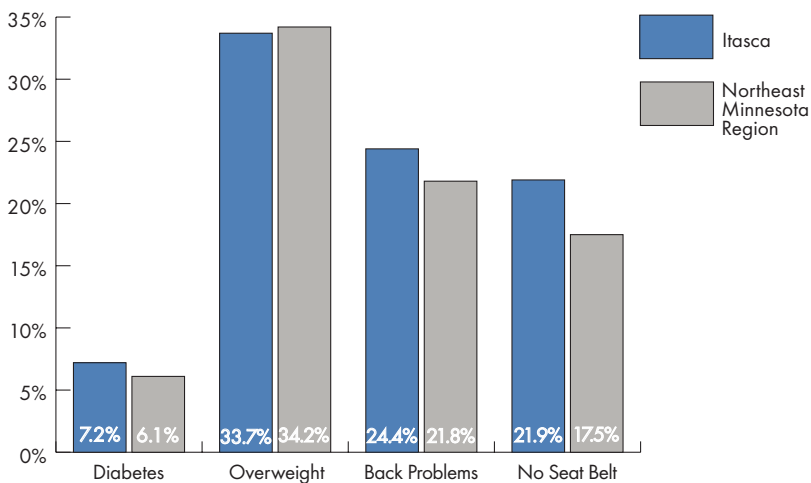


All ages in Itasca County

Accidental injury is a leading cause of death for persons under 45 years of age in Itasca County, as it is nationwide. Lifestyle choices and personal risk-taking behaviors can affect the chances of disease.

Cancer leads among all causes of death in Itasca County. Together with heart disease, it accounts for over 50 percent of deaths countywide. In Minnesota, heart disease accounts for 24.2 percent of deaths for all ages, and cancer accounts for 23.8 percent.

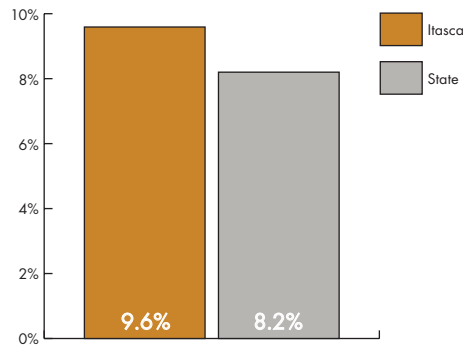
## CHRONIC CONDITIONS & RISK FACTORS



Itasca County residents have a higher rate of these conditions and risk factors than other residents of northeastern Minnesota. Controlling these risk factors can improve your health.

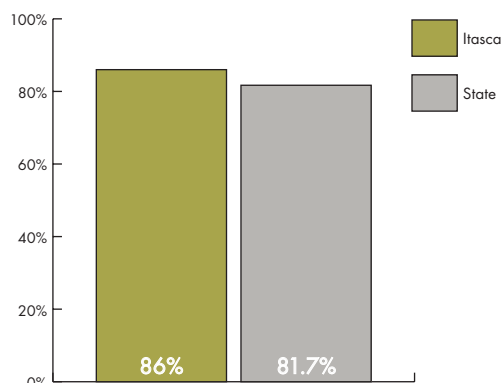


## TEEN BIRTHS



In 2000, 9.6 percent of all births in Itasca County occurred to mothers under the age of 20. This figure is 17 percent higher than the state figure of 8.2 percent.

## IMMUNIZATION RATES

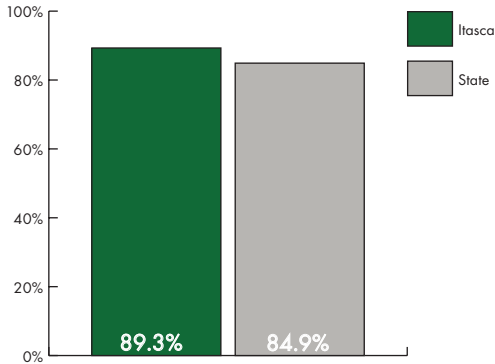


Itasca County's rate of immunization is slightly above the state's; however, 14 percent of children under two years are not up-to-date on their shots. All children need to be immunized – no matter where they live, what their race, or what their household income. Immunizations help protect children from life-threatening diseases. NOTE: Data collection methods were changed for the 2001-2002 reporting year.

**ITASCA:** 86% of enrolled kindergartners for 2001-2002 school year were up-to-date on their immunizations at 24 months

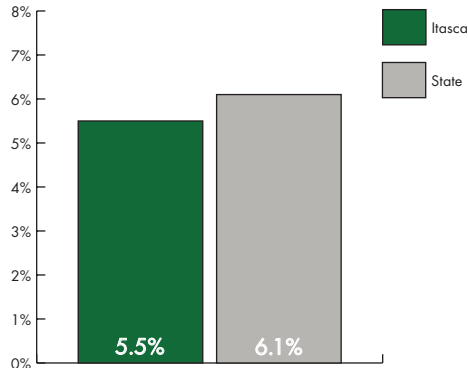
**STATE:** 81.7% of enrolled kindergartners for 2000-2001 school year were up-to-date on their immunizations at 24 months

Prenatal Care



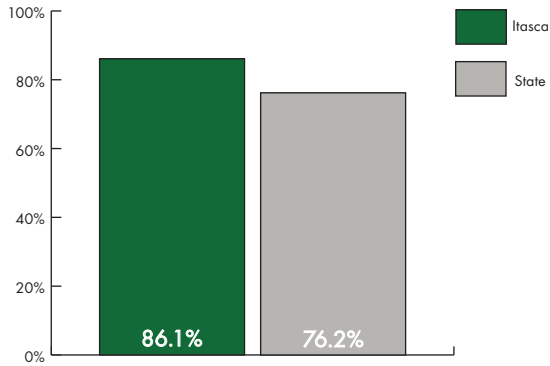
Prenatal care received in first trimester

Low Birth Weight



Low birth weight is less than five pounds eight ounces

Gindex

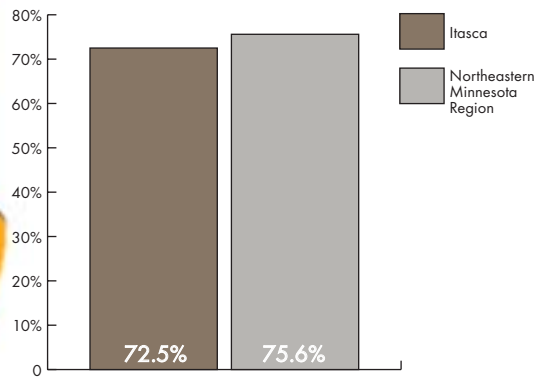


Gindex is a measure of the adequacy of prenatal care based on when care began, the number of prenatal care clinic visits and the gestational age at birth.

Itasca County parents do a good job of obtaining prenatal care. Our rates of prenatal care are higher than the state's overall. Prenatal care helps ensure that babies are born healthy and stay healthy. Healthy families are essential for healthy communities.

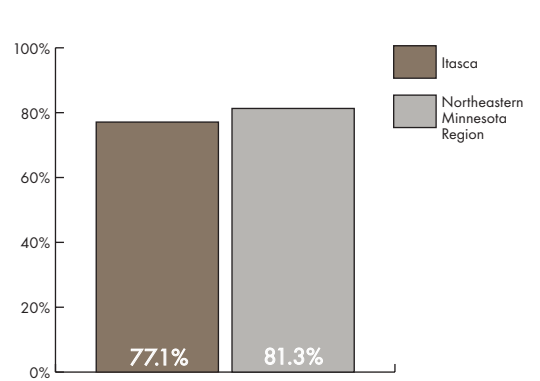
# PREVENTIVE SCREENINGS

## Mammogram



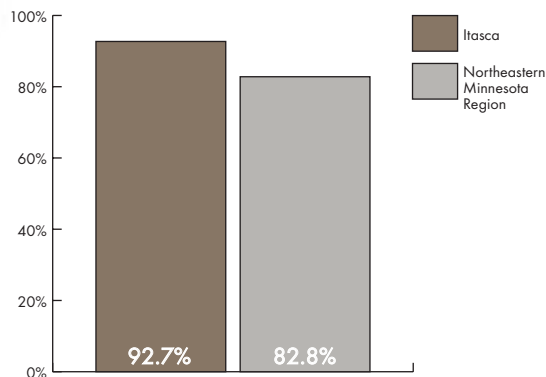
Women 40 and over who have had a mammogram within the past two years

## Pap Test



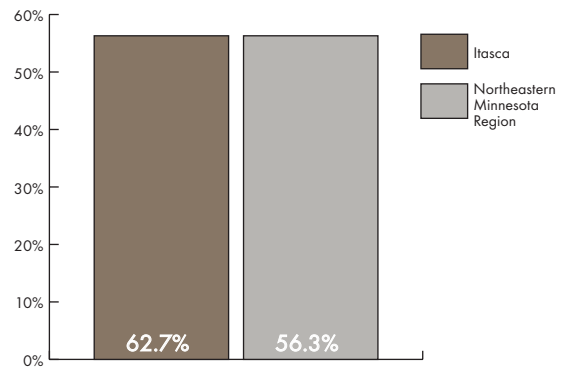
Women 18 and over who have had a Pap test within the past two years

## Prostate Exam



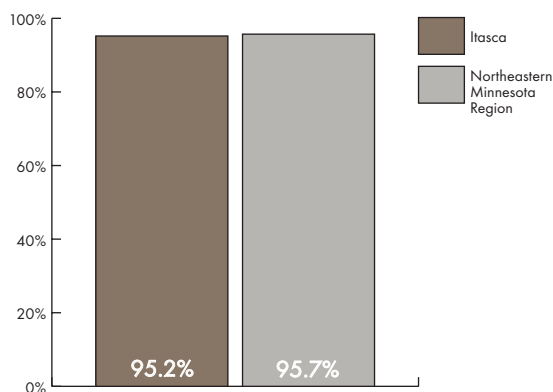
Men 50 and over who have ever had a prostate exam

## Colorectal Cancer Screening



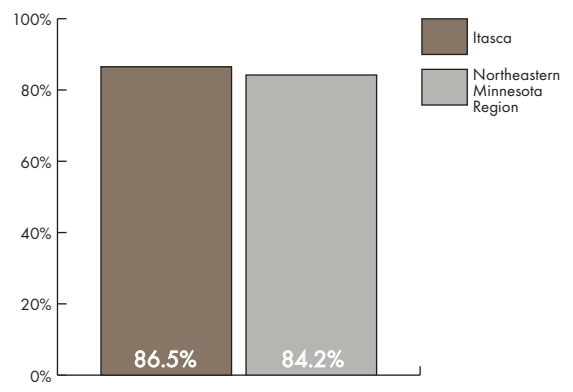
Men and women 50 and over who have ever had any screening for colon cancer

## Blood Pressure



Men and women 18 and over who have had their blood pressure measured within the past two years

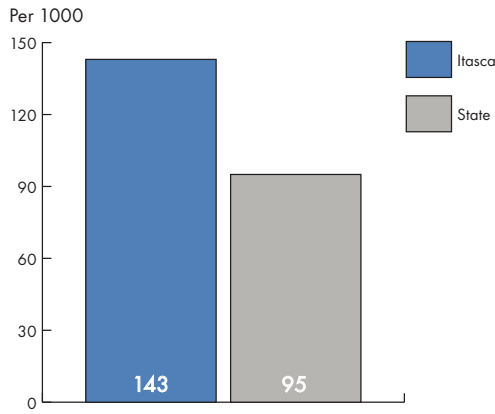
## Cholesterol



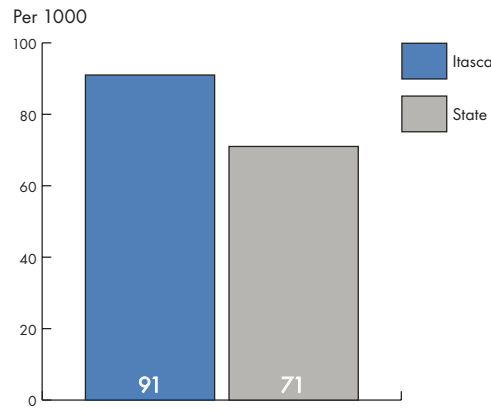
Men and women 18 and over who have ever had their blood cholesterol measured

The most important factor in preventing disease is regular preventive screenings. For instance, three of every four families will be affected by cancer. But, early detection catches many cancers at a treatable stage. Similarly, high blood pressure and high blood cholesterol are modifiable risk factors for heart disease when detected through preventive screenings.

## POVERTY



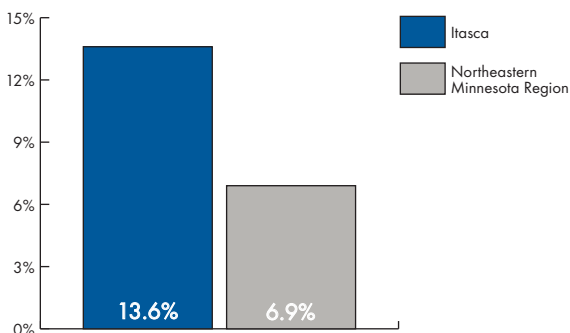
Children under 18 who live below the federal poverty level (per 1000)



Adults 18 and older who live below the federal poverty level (per 1000)

The number of children living in poverty in Itasca County is nearly 51 percent greater than the state's number. Children living in poverty is a condition that can lead to chronic illness that may interfere with or interrupt healthy development.

## AFFORDABILITY & ACCESSIBILITY OF HEALTH CARE



Uninsured at the time survey data was collected in 2000

Itasca County residents are uninsured at a higher rate than others in the region. Lack of insurance may be a barrier to health care. These factors become significant to a community's health when individuals avoid preventive screenings and early treatment and require more costly critical care at a later date.



SOURCES OF DATA

- 2000 Minnesota Behavioral Risk Factor Surveillance System
- 2000 Bridge to Health Survey
- 2001 Minnesota Student Survey
- 2000-2001, 2001-2002 Retrospective Kindergarten Surveys – Minnesota Department of Health
- 2000 United States Census
- Drug and Alcohol Abuse Normative Evaluation System (DAANES) – Minnesota Department of Human Services
- Minnesota Center for Health Statistics, Minnesota Department of Health

*This was the best countywide, regional and statewide data available at the time of printing.*

The Community Health Report Card is a project of Itasca Partnership for Quality Healthcare (IPQH). The first Report Card was published in 1998. The 2002 edition includes current data on the same indicators reported in 1998. IPQH is a community collaborative formed to enhance the health of residents of Itasca County. It is a private, not-for-profit organization with an Itasca County-community representative board of directors.

The Community Health Report Card is funded by IPQH, Blandin Foundation, Itasca County Health and Human Services Youth Risk Behavior grant, Itasca County Health Fund, and SMDC Foundation.



For additional information, please contact:  
Itasca County Public Health  
Ruth Pierce  
1209 SE Second Avenue  
Grand Rapids, MN 55744  
218.327.6184



Post Office Box 41  
Grand Rapids, MN 55744